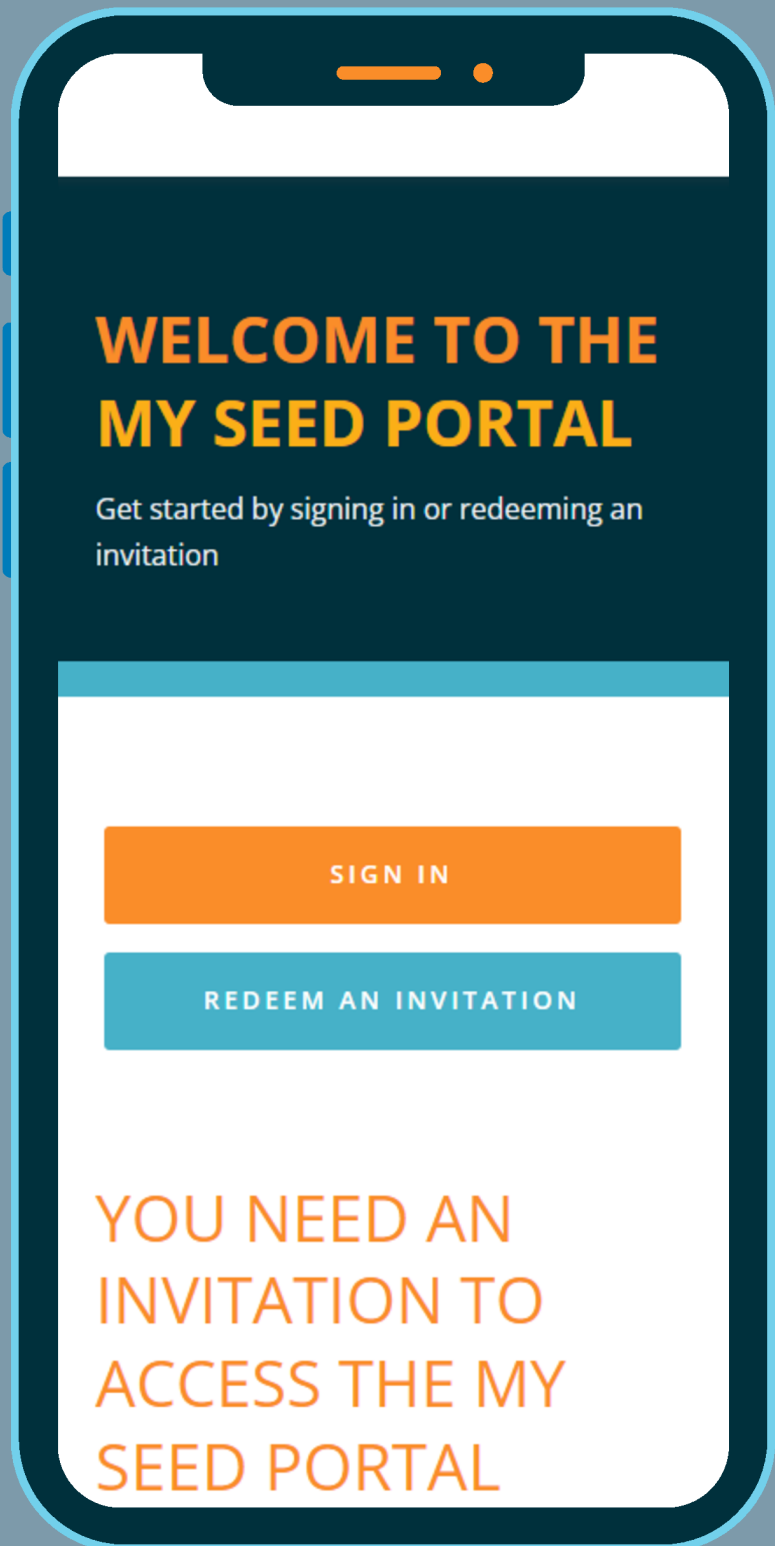



How to create a My Seed account

after completing an interest form

Have your
email and
phone ready



Questions? Email us!
support@seedinternships.org



1

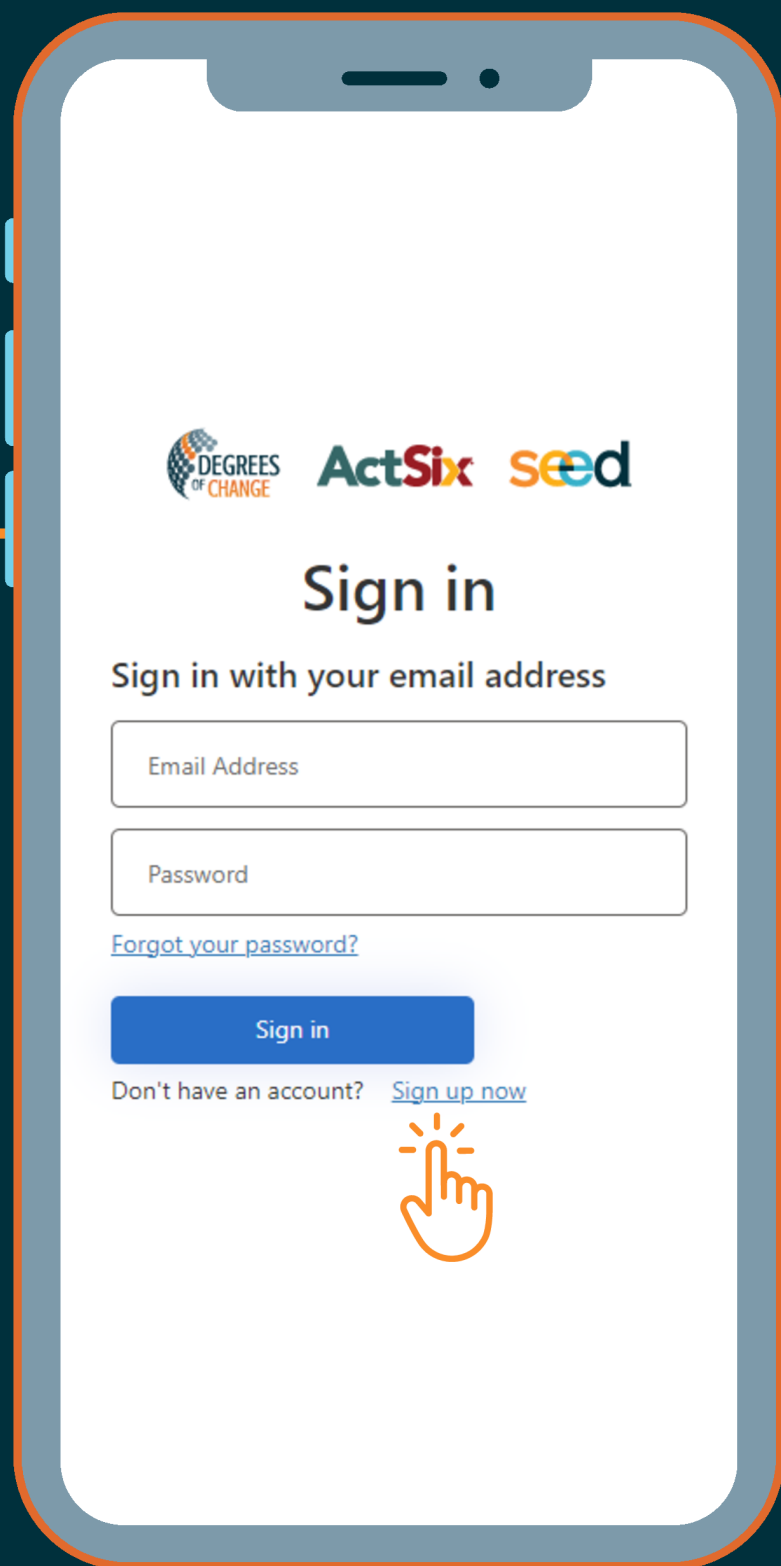
Our team will
send an email
with a link to
redeem your
invitation

support@seedinternships.org

2



support@seedinternships.org



3

**Click Sign up now
to create a new
account**


Or sign in if you already
have an account. *Stop here
if you have an account.*

support@seedinternships.org

4

**Enter your email
address then
click Send code
to verify**

< Cancel

 **ActSix** **seed**

User Details

Email Address

Send code to verify your email

New Password

Confirm New Password

Create



support@seedinternships.org

< Cancel

ActSix **seed**

User Details

Verification code has been sent to your inbox. Please copy it to the input box below.

Verification Code

Verify code Send new code

New Password

Confirm New Password

Create

5


Enter the
verification
code you
received via
email

support@seedinternships.org

6

**Add a strong
password,
retype it, then
click Create**

< Cancel

 **ActSix** **seed**

User Details

E-mail address verified. You can continue now.

Change e-mail

Create



support@seedinternships.org

7

Enter your phone number to set up Multi-factor Authentication

You have successfully created an account upon verifying your phone number

support@seedinternships.org

< Cancel

DEGREES of CHANGE ActSix seed

Multi-factor authentication

Enter a number below that we can send a code via SMS or phone to authenticate you.

Country Code

United States (+1) ▼

Phone Number

Phone number

Send Code

Call Me

